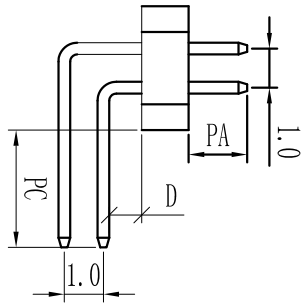
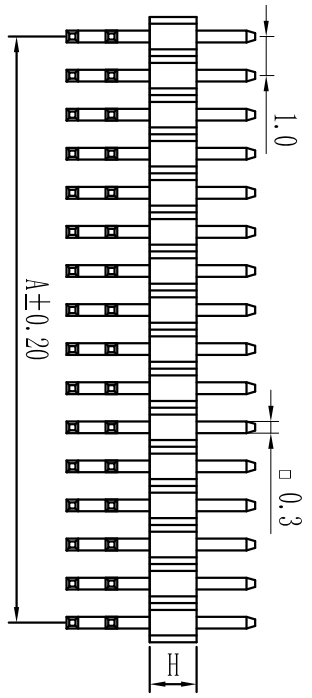
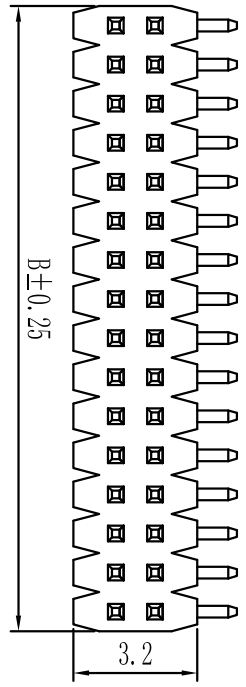
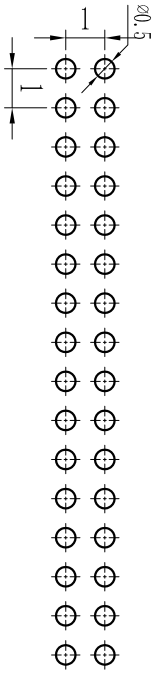


# ROHS

Pin数	尺寸A	尺寸B
2X2	1.0	2.0
2X3	2.0	3.0
2X4	3.0	4.0
2X5	4.0	5.0
2X6	5.0	6.0
2X7	6.0	7.0
2X8	7.0	8.0
2X9	8.0	9.0
2X10	9.0	10.0
2X11	10.0	11.0
2X12	11.0	12.0
2X13	12.0	13.0
2X14	13.0	14.0
2X15	14.0	15.0
2X16	15.0	16.0
2X17	16.0	17.0
2X18	17.0	18.0
2X19	18.0	19.0
2X20	19.0	20.0
2X21	20.0	21.0
2X22	21.0	22.0
2X23	22.0	23.0
2X24	23.0	24.0
2X25	24.0	25.0
2X26	25.0	26.0
2X27	26.0	27.0
2X28	27.0	28.0
2X29	28.0	29.0
2X30	29.0	30.0
2X31	30.0	31.0
2X32	31.0	32.0
2X33	32.0	33.0
2X34	33.0	34.0
2X35	34.0	35.0
2X36	35.0	36.0
2X37	36.0	37.0
2X38	37.0	38.0
2X39	38.0	39.0
2X40	39.0	40.0
2X41	40.0	41.0
2X42	41.0	42.0
2X43	42.0	43.0
2X44	43.0	44.0
2X45	44.0	45.0
2X46	45.0	46.0
2X47	46.0	47.0
2X48	47.0	48.0
2X49	48.0	49.0
2X50	49.0	50.0



Height
H=1.0mm
H=1.5mm



PCB LAYOUT

For reference only

Specification:  
 Current Rating : 0.75AMP  
 Temperature Range : -40°C to +105°C  
 Contact Resistance : 30mΩ Max  
 Insulation Resistance : 1000MΩ Min  
 Withstanding Voltage : AC 500V  
 Material :  
 Insulator : Polyester (UL94V-0)  
 Standard: PBT/PA6T/LCP  
 Contact: Brass  
 Plating : Au or Sn Over 50u" Ni

GENERAL TOLERANCES	
LINER	ANGLES
0.0 ± 0.25	X° REF ± 6°
0.00 ± 0.15	X° ± 3°
	X° X' ± 2°

SCALE:	
1:1	NAME
APPROVED	DATE
DESIGNER	
DRAWN	

**深圳市联泰连接器有限公司**  
**SHENZHEN UNICABLE CONNECTOR CO., LTD.**  
 公司地址: WWW.SZL.SZC.COM  
 公司网址: WWW.SZL.SZC.COM  
 公司电话: 0755-23765650  
 公司传真: 0755-23765753

PART NO:	LSPH-0016
DWG. NO:	ENDE0016
REV:	A0
SHEET:	1/1

REV.	REVISION RECORD	DATE	SIZE: A4	UNIT: MM	SCALE: 1:1	NAME	DATE	TITLE:	PAINT NO:
1			0.000 ± 0.08	X° ± 3°	1:1			Dual Row, Right Angle Type	LSPH-0016
2				X° ± 2°					ENDE0016